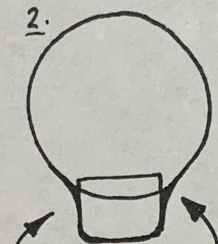
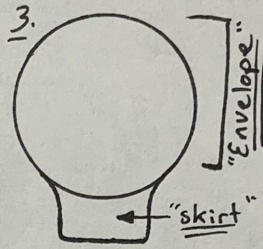


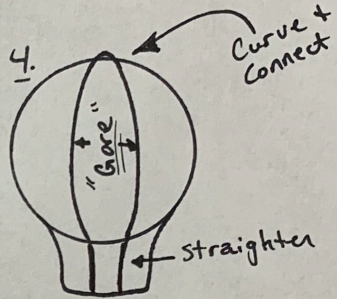
Draw a small rectangle that overlaps a large circle



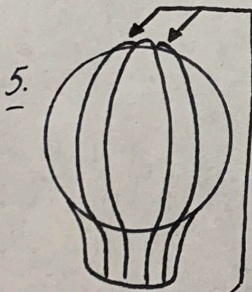
Draw curved lines to connect the circle to the rectangle




Erase top part of rectangle




Draw 2 curvy lines  
- Each Curve in opposite directions.  
- These lines will curve & connect at the top above the "envelope".  
- These lines will straighten out a little in the "skirt"



Add 2 curved line to each side of the original "Gore" to create 2 New "Gores"



Draw a bump on both side of the end of the "envelope" & connect to the curve of the "envelope".  
Erase the top part of the circle that appears under each "gore" top.



Your balloon is complete.  
Next, we will draw the "basket/gondola"

# BASKETS

